

Notes:

THINKING IT OVER

- (1) Why was the woman turned into a woodpecker? _____
- (2) How many cakes did she bake? _____
- (3) What is the message of this old tale? _____

THE FIRST WOODPECKER

ABOUT THE PASSAGE

This is a Native American tale about how a human being was turned into a bird. Can you imagine why such a thing would happen?

REASON FOR READING

To find a message in the story.

READ THE PASSAGE

Many years ago the Great Spirit, disguised as an old man, came to the wigwam of a woman. Of course, the woman did not know who the visitor was.

The Great Spirit was very hungry and asked the woman for some food. The woman said she would bake a cake.

The woman made a little cake and baked it. When it was done, it was bigger than she thought it would be, so she decided to keep it for herself. She told the Great Spirit that she would make another cake.

The next cake she baked turned out even larger than the first one. "It is so large that I will keep it for a feast," she thought. She told her guest that she would make still another cake.

The third cake was the largest of all. The woman did not know that the

Great Spirit had used magic to make each cake larger. "I will not give away the largest cake of all," she thought.

So she told her guest that she did not have any food to give away. "You must go to the forest and look for food there," she said.

The Great Spirit, now very angry, said, "Men and women should be good and kind, but you are selfish. You will not be a human being any longer. You will live in the forests and hunt for your food in the bark of the trees."

The Great Spirit stamped one foot. The woman grew smaller and smaller. Wings and feathers grew from her body. With a loud cry, she flew away into the forests.

And to this day, all woodpeckers live in the forest and hunt for their food in the bark of trees.

STUDYING THE PASSAGE

(1) Find the Main Idea: Choose one.

- (a) How the Great Spirit became an old man.
- (b) How a woman baked some cakes.
- (c) How a woman was punished for her selfishness.
- (d) Why woodpeckers have to hunt for their food.

(2) Find the Facts: Mark each one *true* or *false*.

- (a) The old man was very hungry. (a) _____
- (b) The woman burned the first cake. (b) _____
- (c) The woman gave the old man the last cake she made. (c) _____
- (d) The woman told the old man to look for food in the forest. (d) _____
- (e) The Great Spirit became very angry. (e) _____
- (f) When the Great Spirit stamped one foot, the woman did the opposite of what her cakes did when she baked them. (f) _____

(3) Find the Order: Number the following in the order in which they appear in the passage.

- (a) The woman did not know who the old man was. _____
- (b) This cake was so large that the woman thought she would keep it for a feast. _____
- (c) She told her guest that she did not have any food to give away. _____
- (d) The woman did not know the Great Spirit had used magic to make each cake larger. _____
- (e) The woman made a little cake and baked it. _____

- (4) Go beyond the Facts: Choose one.
- (a) Stories about animals are always for young people.
 - (b) A simple story can be used to tell a serious thought or message.
 - (c) Good stories always have a happy ending.
 - (d) Good stories must always be true.

USING THE WORDS

(1) Words and Their Meanings: Write the letter of the correct definition beside the word.

- | | |
|-----------------|---|
| ___ to disguise | (a) a large meal |
| ___ wigwam | (b) the use of charms or special words to make mysterious, unexpected things happen |
| ___ feast | (c) large, arched or domed Native American dwelling |
| ___ guest | (d) feeling very mad |
| ___ magic | (e) to hide oneself by using a costume or mask |
| ___ angry | (f) a bird with a strong, pointed bill that is used for drilling and pecking trees |
| ___ selfish | (g) a person who is visiting |
| ___ woodpecker | (h) thinking only of oneself |

(2) Write a paragraph using 2 of the vocabulary words. Use a separate piece of paper.

Must be three or more sentences
underline the vocabulary words

WRITING ABOUT IT—Use a separate piece of paper for your answers—

- N0 (1) Describe what you think the woman looked like before she was changed into a woodpecker. Choose your words carefully so your reader can “see” the woman.
- N0 (2) How would you describe “selfishness”? Give some examples of someone being selfish.

COMMON NOUNS

people, places, things



If you can picture something, it's usually a **noun**.
Common nouns name people, places, or things.
Proper nouns name specific people, places, or things.

Draw a person, maybe a teacher.

Draw a place, maybe a beach.

Draw a thing, maybe an easy chair.

PEOPLE

Copy these common nouns below the models.

artist _____ apartment _____
 clown _____ city _____
 wash _____ umbrella _____
 yodeler _____ yard _____
 zoologist _____ zoo _____

THINGS

apron _____
 chain _____
 umbrella _____
 yo-yo _____
 zebra _____

The FINE Print Writing lowercase a c u y and z will get you ready for capital A C U Y and Z on the next page.

© 2008 Handwriting Without Tears®

PROPER NOUNS



CAPITALS A C U Y Z

EASY CAPITALS

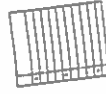
These capitals are easy. They are like the lowercase letters.
 Copy the capitals. Connect them to the lowercase letters.

Aa _____ Aa _____ Write & Check Aa
 Cc _____ Cc _____ Write & Check Cc
 Uu _____ Uu _____ Write & Check Uu
 Yy _____ Yy _____ Write & Check Yy
 Zz _____ Zz _____ Write & Check Zz

PROPER NOUNS

Name of specific places are proper nouns.
 Copy below the models. Start with a capital.

Alaska _____ Africa _____ Asia _____
 Cairo _____ Canada _____ China _____
 Ukraine _____ Uruguay _____ Utah _____
 Yukon _____ Yugoslavia _____ Yalta _____
 Zaire _____ Zambia _____ Zimbabwe _____



Write sentences about places that start with a c u y and z

© 2008 Handwriting Without Tears®

PEOPLE'S NAMES



CAPITALS
O V W X

Here are more easy capitals.
Copy the capitals. Do not connect them.



O o _____ Write & Check O o
 V v _____ Write & Check V v
 W w _____ Write & Check W w
 X x _____ Write & Check X x

PROPER NOUNS

Names of specific people are proper nouns. Capitalize people's names.
Copy the proper nouns. Use a capital.

Owen _____ Olivia _____ Oscar _____
 Vincent _____ Victoria _____ Valeria _____
 William _____ Wendy _____ Winston _____
 Xavier _____ Xania _____ Xandy _____

Draw a picture of what you imagine Owen and Valeria look like.



CAPITALS
T F P B R N K

Trace the steps and write.

J - J down Write & Check J
 J - J down Write & Check J

P - P up, over, around Write & Check P
 B - B up, over, around Write & Check B
 R - R up, over, around Write & Check R
 M - M up, over, around Write & Check M
 N - N up, over Write & Check N
 K - K up, over Write & Check K

Copy below the models. Do not connect the letters.

Jt Jj Pp Bb

Copy the capitals. Connect them to the lowercase letters.

Ra Mm Nn Kk

The FINE Print Are you wondering about connecting capital letters? They do not always connect to the next letter. Only connect if the capital ends on the right side and on the line. On this page, capitals R M N K are the capitals that connect.

Date: _____

Name: _____

Find the product.

1.
$$\begin{array}{r} 4 \\ \times 5 \\ \hline \end{array}$$

2.
$$\begin{array}{r} 8 \\ \times 4 \\ \hline \end{array}$$

3.
$$\begin{array}{r} 9 \\ \times 7 \\ \hline \end{array}$$

4.
$$\begin{array}{r} 8 \\ \times 8 \\ \hline \end{array}$$

5.
$$\begin{array}{r} 4 \\ \times 7 \\ \hline \end{array}$$

6.
$$\begin{array}{r} 3 \\ \times 4 \\ \hline \end{array}$$

7.
$$\begin{array}{r} 7 \\ \times 6 \\ \hline \end{array}$$

8.
$$\begin{array}{r} 3 \\ \times 5 \\ \hline \end{array}$$

9.
$$\begin{array}{r} 6 \\ \times 7 \\ \hline \end{array}$$

10.
$$\begin{array}{r} 4 \\ \times 6 \\ \hline \end{array}$$

11.
$$\begin{array}{r} 8 \\ \times 5 \\ \hline \end{array}$$

12.
$$\begin{array}{r} 5 \\ \times 9 \\ \hline \end{array}$$

13.
$$\begin{array}{r} 8 \\ \times 3 \\ \hline \end{array}$$

14.
$$\begin{array}{r} 3 \\ \times 8 \\ \hline \end{array}$$

15.
$$\begin{array}{r} 3 \\ \times 7 \\ \hline \end{array}$$

16.
$$\begin{array}{r} 4 \\ \times 8 \\ \hline \end{array}$$

Find the product.

17.
$$\begin{array}{r} 95 \\ \times 4 \\ \hline \end{array}$$

18.
$$\begin{array}{r} 86 \\ \times 4 \\ \hline \end{array}$$

19.
$$\begin{array}{r} 84 \\ \times 8 \\ \hline \end{array}$$

20.
$$\begin{array}{r} 41 \\ \times 8 \\ \hline \end{array}$$

21.
$$\begin{array}{r} 89 \\ \times 9 \\ \hline \end{array}$$

22.
$$\begin{array}{r} 76 \\ \times 7 \\ \hline \end{array}$$

23.
$$\begin{array}{r} 89 \\ \times 8 \\ \hline \end{array}$$

24.
$$\begin{array}{r} 13 \\ \times 9 \\ \hline \end{array}$$

25.
$$\begin{array}{r} 32 \\ \times 5 \\ \hline \end{array}$$

26.
$$\begin{array}{r} 61 \\ \times 5 \\ \hline \end{array}$$

27.
$$\begin{array}{r} 49 \\ \times 8 \\ \hline \end{array}$$

28.
$$\begin{array}{r} 90 \\ \times 8 \\ \hline \end{array}$$

29.
$$\begin{array}{r} 42 \\ \times 8 \\ \hline \end{array}$$

30.
$$\begin{array}{r} 29 \\ \times 7 \\ \hline \end{array}$$

Find the product.

1.
$$\begin{array}{r} 35 \\ \times 8 \\ \hline \end{array}$$

32.
$$\begin{array}{r} 63 \\ \times 8 \\ \hline \end{array}$$

33.
$$\begin{array}{r} 27 \\ \times 6 \\ \hline \end{array}$$

34.
$$\begin{array}{r} 91 \\ \times 3 \\ \hline \end{array}$$

35.
$$\begin{array}{r} 47 \\ \times 6 \\ \hline \end{array}$$

36.
$$\begin{array}{r} 97 \\ \times 8 \\ \hline \end{array}$$

37.
$$\begin{array}{r} 51 \\ \times 4 \\ \hline \end{array}$$

38.
$$\begin{array}{r} 26 \\ \times 4 \\ \hline \end{array}$$

39.
$$\begin{array}{r} 23 \\ \times 5 \\ \hline \end{array}$$

40.
$$\begin{array}{r} 23 \\ \times 6 \\ \hline \end{array}$$

41.
$$\begin{array}{r} 58 \\ \times 6 \\ \hline \end{array}$$

42.
$$\begin{array}{r} 91 \\ \times 6 \\ \hline \end{array}$$

43.
$$\begin{array}{r} 17 \\ \times 9 \\ \hline \end{array}$$

44.
$$\begin{array}{r} 24 \\ \times 8 \\ \hline \end{array}$$

